

Yankee
Flying

AMHERST
MASS.

Disc
Open

June 24~25, 1978



The University of Massachusetts Frisbee Golf Course was designed in August, 1976 as a natural object course by the then current organizers of the U. Mass. Frisbee Club with an influence by Stork from his visit to Amherst that previous April for the National Ultimate Championships. The course has since been used by three semesters worth of accredited U. Mass. Frisbee Classes as well as many other students and local golfers.

In consideration of accessibility to university students, by design, both front and back nines commence and end at the stadium bus stop (or, if you'll excuse the local humor-"The Clubhouse"). This convenience has afforded more time for many 'quick rounds' sandwiched between classes.

Fortunately, there is a very cooperative grounds crew. The U. Mass. Physical Plant workers have been a contributing factor to many successful Golf Tournaments hosted by the U. Mass. Frisbee Club and New England Frisbee Athletics.

With regular tournament play, the course record has been peared down to 50, or 19 under the course par of 69.

The YFDO Golf Booklet compiled by Daryl Elliott with Paul Bauer, the YFDO Golf Director, making contributions on the map and scorecard. Cover artwork Rich Glover.

The 'Seubert Ground Basket' has been adopted for this weekend to preclude the potential for dubious 'hits' inherent in any natural object course. The basket though presents a problem of its own; sometimes, by chance, a seemingly perfect shot will hit the ground inside the basket and bounce out. Golf is ostensibly a game of skill and not chance, but with Frisbee Golf, a relatively new competitive sport, there will probably be a lot of problems with "in-out" chance receptacles until one is generally accepted by players. It is to the solution of this problem that we should all welcome the three new Golf receptacles that have been or soon will be put on the market this year.









This course was carefully layed out to not favor either the left or righthanded player. It's a shame that we have no hills, but we had to work with what was given us (bulldozers would not fit in the club budget that year). Although pavement is generally thought of as unprofessional, in a couple instances on this course, it does introduce a new dimension with its own element of strategy.

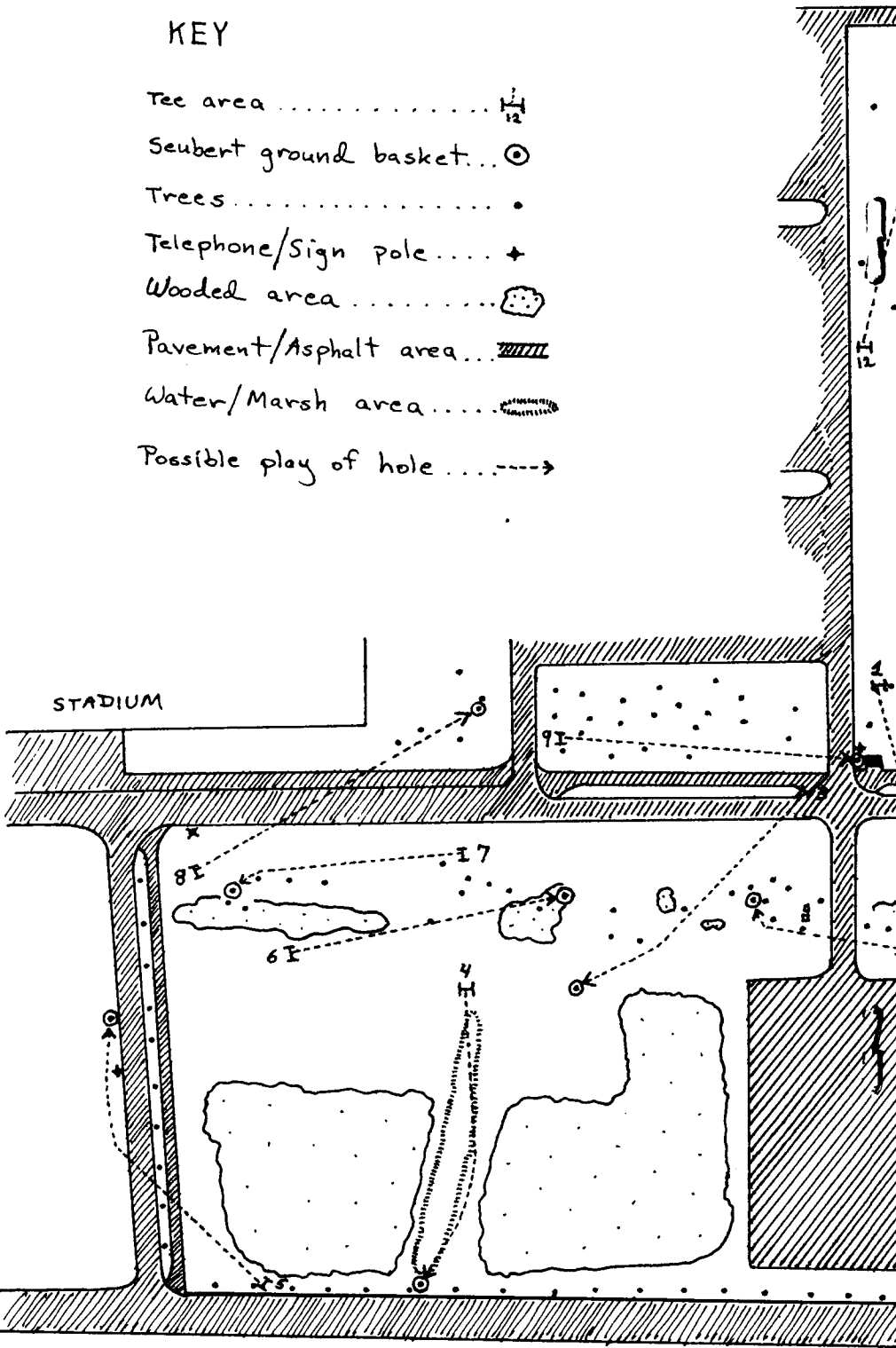
The course will be set up for open play on Friday. The scorecard at the rear of this booklet has been provided for those practice rounds.

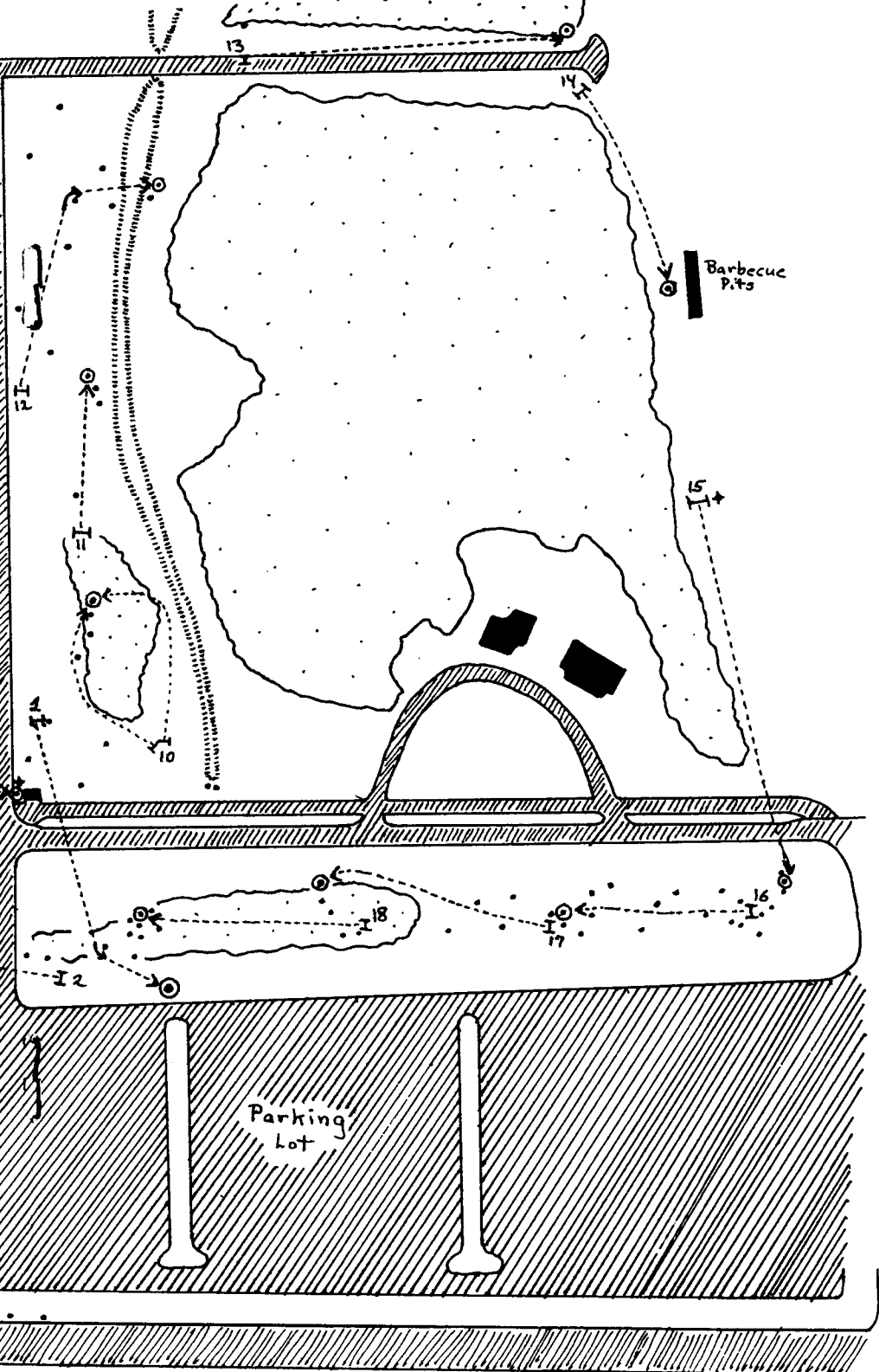
We Sincerely hope that you enjoy the course and have a nice weekend.

THE UNIVERSITY OF MASSACHUSETTS FRISBEE GOLF COURSE

KEY

- Tee area 
- Seubert ground basket... 
- Trees 
- Telephone/Sign pole... + 
- Wooded area 
- Pavement/Asphalt area... 
- Water/Marsh area..... 
- Possible play of hole 





THE UNIVERSITY OF MASSACHUSETTS FRISBEE GOLF RULES

- General..... Disc Golf is played like ball golf using a flying disc. One point is counted each time the disc is thrown and when a penalty is incurred. The object is to acquire the lowest score.
- Tee Throws..... Tee throws must be completed within or behind the designated tee area.
- Lie..... The spot on or directly underneath the spot where the previous throw landed is the lie.
- Throwing Order..... After teeing off the player whose disc is farthest from the hole throws first. The player with the least amount of throws on the previous hole is the first to tee off on the next hole.
- Fairway Throws..... Fairway throws must be made with the foot closest to the hole on the lie. The other foot may be no closer to the hole than the lie. A run up and normal follow through is allowed.
- Dog Leg..... A dog leg is one or more designated trees or poles in the fairway that must be passed on the outside when approaching the hole. Until the dog leg is passed, the closest foot to the dog leg must be on the lie when the disc is released.
- Putt Throw..... Within 10 yards of the hole, a player may not step past the lie in making the putt throw. Falling or jumping putts are not allowed.
- Unplayable Lie..... Any disc that comes to rest more than 6 feet above the ground is considered an unplayable lie. After declaring an unplayable lie the disc must be thrown from a new lie on the ground, directly underneath the unplayable lie. An unplayable lie incurs a one stroke penalty.
- Out of Bounds..... A throw that lands out of bounds must be played from the point where the disc went out of bounds. Water hazards and public roads are always out of bounds. An out of bounds throw incurs a one stroke penalty.
- Course Courtesy..... Don't throw until the players ahead of you are out of range.

NOTE: There are 2 marked mandatory go-arounds; holes 1 and 12. Going around any tree of the clump of trees on hole #1 is legitimate.


There are two out of bounds areas. The road and break-down lane beyond hole #4 and to the left of tee and fairway #5. And the fenced-in area around the stadium located to the left of fairway #8.

ROUND _____
HOLE# _____

THE UNIVERSITY OF MASSACHUSETTS FRISBEE GOLF COURSE

HOLE#	YARDS	METERS	PAR	HOLE#	YARDS	METERS	PAR
1	104	95	4	10	84	77	4
2	61	56	3	11	61	56	3
3	103	94	4	12	101	93	4
4	112	102	5	13	123	113	4
5	107	98	4	14	97	88	4
6	104	95	4	15	137	125	5
7	84	77	3	16	61	56	3
8	113	104	4	17	91	83	4
9	104	95	4	18	72	66	3
F	892	816	35	B	827	757	34
Signatures							
				F	892	816	35
				T	1719	1573	69

**For the ultimate in
custom printed t-shirts.**



for free brochure write...

FORTE PRINTING

P.O. BOX 211
FLORENCE, MASS. 01060

Printers of the official tournament t-shirt